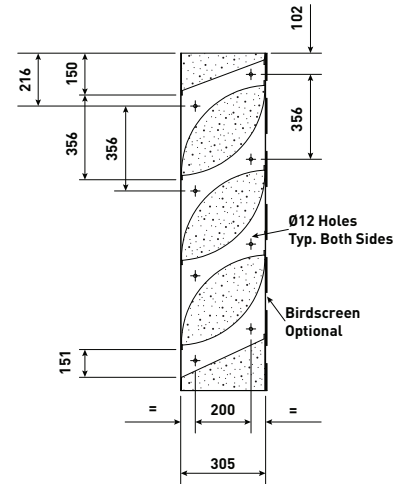
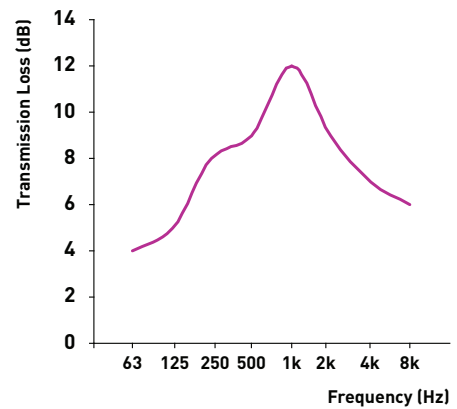


**Weight** 35kg/m<sup>2</sup>  
**Module Width** 300 - 1800mm  
**Standard Module Height** 356 - 3560mm (in 356mm increments)  
 Intermediate heights are available



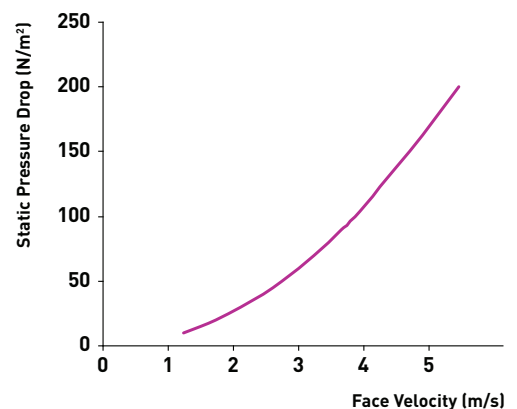
Acoustic Performance

Octave Band Centre Frequency (Hz)	63	125	250	500	1k	2k	4k	8k
Transmission Loss (dB)	4	5	8	9	12	9	7	6
Acoustic Rating	<b>R<sub>w</sub>11dB / D<sub>new</sub>18dB</b>							
<b>For noise reduction, add 6dB to the above values</b>								



Aerodynamic Performance

Static Pressure Drop (N/m <sup>2</sup> )	10	20	30	40	50	60	70	80	90	100
Face Velocity (m/s)	1.23	1.73	2.11	2.46	2.74	3.00	3.24	3.46	3.65	3.86
Nominal Free Area	52%* * Average over louvre depth									
Cd	<b>0.3</b>									



Acoustic Louvred Doors

- Single and double doors are available in the LP louvre range
- See page 24 for further details

Errors and Omissions Excepted (E&OE).